


Introduction to Online Teaching Using Moodle


 **SETTING UP & MODERATING FORUMS**
Students will demonstrate their ability to evaluate and communicate learning criteria and levels of assessment by writing a discussion forum rubric using Word or graphics software with 90% accuracy according to the rubric provided.

★ Review sample rubrics online

- ▶ Create a discussion rubric based on pedagogical standards and upload it to your course
- ▶ Post in your learning blog regarding how you will use forums

★ Review readings and discuss ways to prompt for learning

- ▶ Create weekly discussion question assignments with criteria according to rubric
- ▶ Participate in discussion forum


 **USE OF WEB 2.0 TECHNOLOGIES**
Students will demonstrate their ability to evaluate and choose Web 2.0 tools by presenting at least five Web 2.0 tools in a concept map with 90% accuracy according to the rubric provided.

★ Review examples of Web 2.0 tools online

- ▶ Enter reflection in your learning plan blog
- ▶ Create a concept map of at least 5 Web 2.0 tools showing uses, benefits, weaknesses

★ Watch video, "Teaching with Twitter"

- ▶ Create an assignment that integrates Twitter into a class
- ▶ Create rubric for Twitter assignment based on pedagogical standards


 **CHOOSING & ADDING ACTIVITIES & RESOURCES**
Students will demonstrate their ability to evaluate and choose Moodle activities or resource by creating student assignments using the Moodle Assignment tool and share in their learning plan blogs.

★ Watch Video, "Understanding Moodle's Resources and Activities"

- ▶ In your learning plan blog, explain why you chose the activities
- ▶ Participate in discussion forum on differences between f2f and online teaching

★ Read glossary of Moodle activities, Moodle website

- ▶ Set up at least four different activities in your Moodle course
- ▶ Participate in discussion on activity choices

 **USING MOODLE & PLANNING YOUR COURSE**
Students will demonstrate their ability to assess and communicate learning needs and activities by writing the outline for an online course using Word or concept mapping software with 90% accuracy according to the rubric provided.

★ Readings on planning instruction for online learning

- ▶ Complete self-inventory from UW-Stout: Assessment-Teacher: Centered or Student Centered.
- ▶ Participate in discussion forum on differences between f2f and online teaching

★ Complete self-paced review of Moodle

- ▶ Set up Moodle profile with picture or avatar
- ▶ Create glossary for online course